

ClassCharts @ Kingsmead School

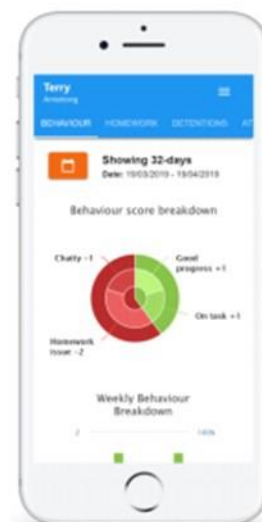
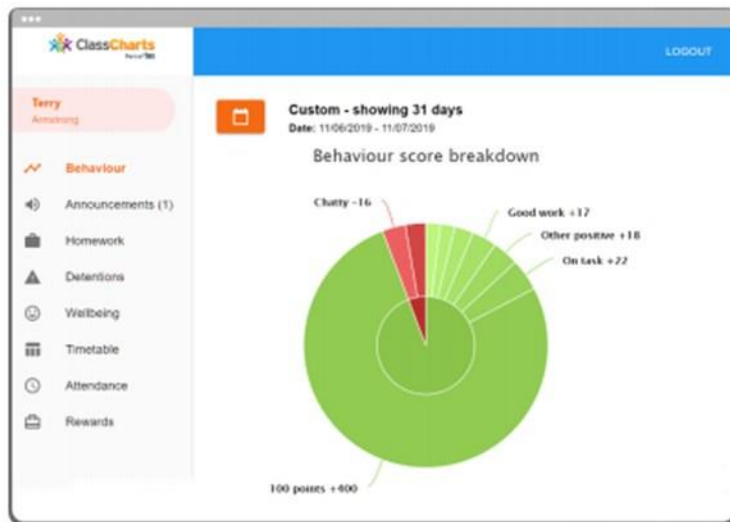


ClassCharts allows you to keep track of your child's achievements and behaviour, stay on top of home learning, keep track of scheduled detentions, view your child's timetable and view school announcements.

ClassCharts for students and parents can be accessed via the website <http://www.classcharts.com>, or through the iOS and Android apps.



COMMUNICATION



Parents/carers will receive account details in the form of a letter from the school.

Parents/carers will be able to track their child's account covering all aspects of school life.

With ClassCharts at Kingsmead you can track:

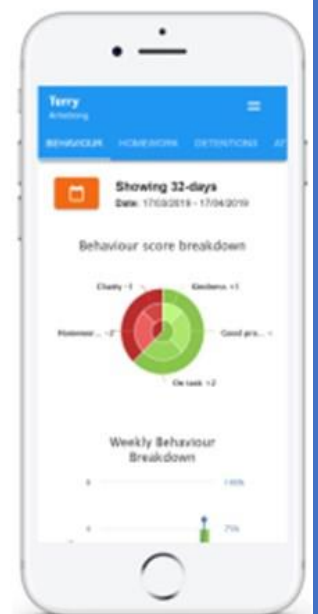
- ⇒ Behaviour events
- ⇒ Home Learning
- ⇒ Daily Timetable
- ⇒ Announcements from teachers

Behaviour

If your school has decided to share behaviour information, you will see the **Behaviour** tab in your account.

Selecting this tab will display your overall behaviour in the form of a pie chart and a bar graph.

By default, the displayed date range is **31 days**. To view a different range of behaviour data, click on the **Date** button.



The following information provides an outline of what to expect.

Your child's tutor has taken all students through this during tutor time. If you have any further questions or queries regarding behaviour points, on-report cards, detentions or homework please email contact@kingsmead-school.com.

For IT support and help with logging in please email support@kingsmead-school.com or go to the IT Support page on the Kingsmead School website.

Behaviour

All staff have access to ClassCharts and can award positive & negative behaviour points for students throughout the day. At around 5pm each day, an email will be sent to notify you of any behaviour event that has occurred and any subsequent action from this event.

The email will ask parents/carers to login to their ClassCharts account and the details of the event will be provided from the member of staff recording the behaviour.

Below these graphs you will find a list of behaviour activity. These display the **behaviour** that was awarded, **when** it was awarded, **who** awarded the behaviour, the **lesson** the behaviour was awarded in, and how many **points** the award is worth.

The level of detail within each behaviour award depends on the settings that your school has enabled.

Activity

Tuesday 16 April

- Terry Armstrong** 13:04
On task awarded by Mrs A Abell in 12A/Ft1.
- Terry Armstrong** 12:04
Homework issue awarded by Mrs A Abell in 12A/Ft1.

Home Learning

All subject areas use ClassCharts to set home learning & provide support on its completion. ClassCharts will show you what has been set, from which subject and teacher, when it is due in and any additional materials that have been provided to help.

Homework

If your school has decided to share homework with pupils, you will see the **Homework** tab in your account.

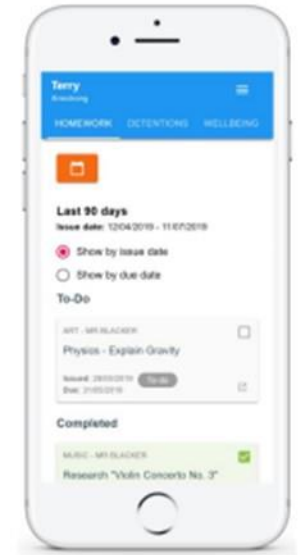
Selecting this tab will display a list of the **homework tasks** which you have been given.

To change the date range for displayed homework tasks, click on the orange **Date** button.

To display tasks in the order they were set, click on the **Issue Date** button.

To display tasks in the order they are expected to be handed in, click on the **Due date** button.

To mark a homework task as completed, click on the **tick box** for the homework of your choice.



To view a homework task in more detail, click on the **expand icon** in the bottom right hand corner of the homework tile.

A popup will appear that contains the a **description** of the homework task, the **estimated completion time** and any **links** or **attachments** that may have been included.



Homework Details

PHYSICS - 13C/PH1 - MRS ABELL

Issue date: 17/04/2019

Due date: 24/04/2019

Estimated completion time: 3 hours

P4 - End of module test

Please revise the following topics for the end of module test next **Wednesday**.

Timetable

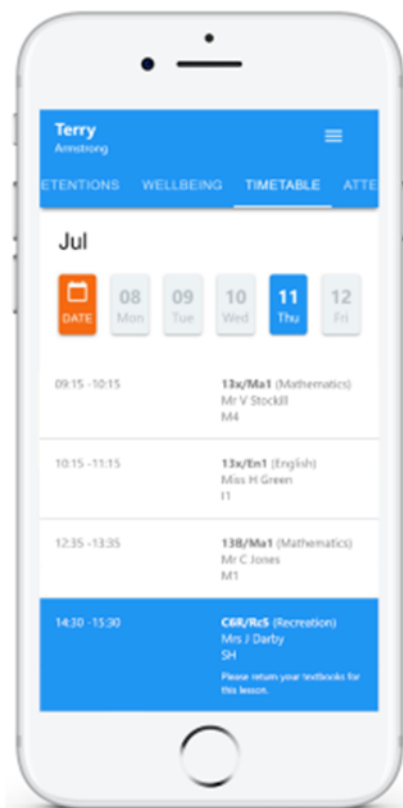
If your school has decided to share timetable data with pupils, you will see the **Timetable** tab in your account.

Selecting this tab will present you with your **timetable** for the current day. This includes the **time** for each lesson, the **lesson name**, the **teacher's name**, the **room** where the lesson will take place and the **lesson subject**. If your teacher has left **timetable notes**, you will also see them for the lesson in your timetable.

Your current lesson will be highlighted in **blue**, as shown on the right.

To view your timetable for another day of the week, click on one of the other **displayed dates** along the top of the timetable.

To change the displayed week, click on the orange **Date** button and select a date from the week of your choice.



Timetable

The timetable function will allow you to see the lessons your child has each day and help them to be organised and have the correct equipment for each lesson. It is important that they check this each day to ensure they are ready and know where they are going for each lesson. We have a two-week timetable at the school, which is a lot to remember so this function is helpful for staying on top of things.

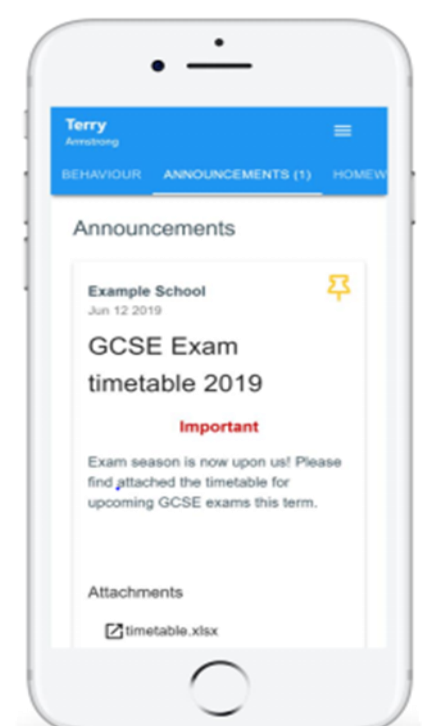
Announcements

If your school has decided to share announcements with pupils, you will see the **Announcements** tab in your account.

Selecting this tab will display a list of **announcements** that have been shared with you.

Announcements with a **pin icon** will always stay at the top of the announcements list.

If an announcement has **attachments**, click on the **filename** to download or open them.



Announcements

Keep an eye out for announcements from teachers using this function. You will be alerted if an announcement relates to your child and you will be able to see who it is from and what it says. This could be used for anything that is happening at the school, a change of classroom, a reminder to bring something in or that an event is happening at school.